

Name of the candidate Nandini Devang Pathak

Reg. No.

1	0	0	1	8	0	0	4
---	---	---	---	---	---	---	---

(To be filled in by the Examiner)

LKG - 13 F2


Maximum Marks: 100

To the Examiner

1. Seat all children. Give them question paper-cum-answersheets.
2. Point out question No. 1 and ask the children to colour the picture with crayons.
3. Then call one child to your table.
4. Write his / her name and Reg. No. at the top of the answersheet.
5. Read out questions 2 to 14 one by one. Give enough time to complete the answer.
6. When all the questions are completed, send the child back to his / her seat. Ask him / her to do the colouring in question No. 1, if he / she has not already completed it.
7. Continue this process with the rest of the children, calling them one by one.
8. **All the answers are to be marked by the candidates.**


Question 1. **Colour the picture:**

(1 × 10 = 10)





Question 2. Tick (✓) five items that we do not eat among the following:

(5 × 3 = 15)



Question 3. Tick (✓) the flower that women keep on their hair:

(1 × 4 = 4)



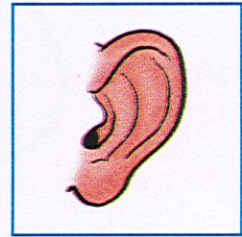
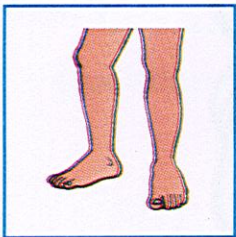
Question 4. Tick (✓) the boy who is sleeping:

(1 × 4 = 4)





Question 5. Tick (✓) the part of body that we use to do things:

(1 × 4 = 4)





Question 6. Tick (✓) the odd one:

(1 × 4 = 4)



Question 7. Tick (✓) that doesn't belong to the group:

(1 × 4 = 4)



Questions 8-11. Match the pictures by drawing lines:

(4 × 6 = 24)

8.




(i)



(ii)



(iii)



(i)




(ii)




(iii)



9.




10.



(i)

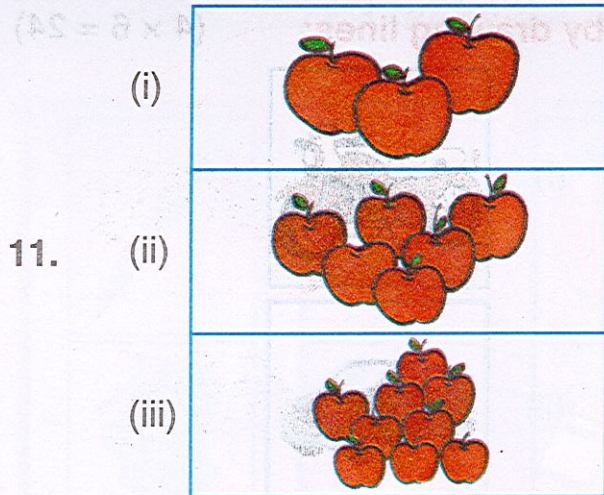


(ii)





(iii)





9



Question 12. Look at the picture on the left and colour the picture on the right the same way: (1 × 5 = 5)



Question 13. Look at the pictures A and B. What are the differences between them? Circle them in picture A: (4 × 5 = 20)

A

B



Question 14. Help the dog to reach the bone: (1 × 6 = 6)

